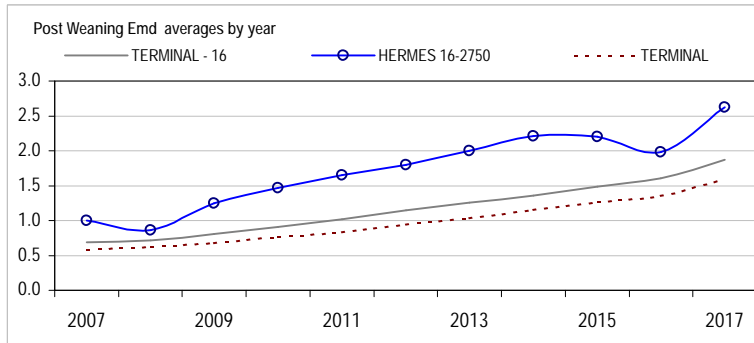
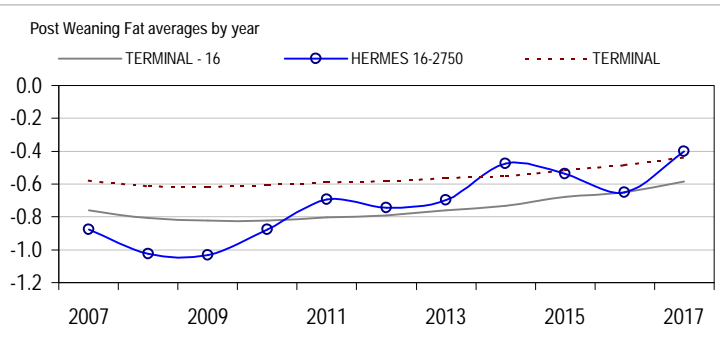
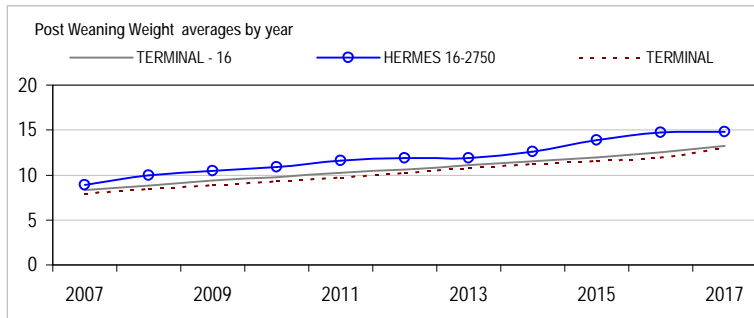
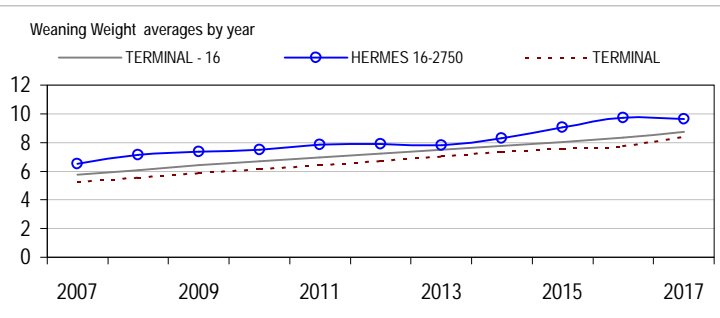
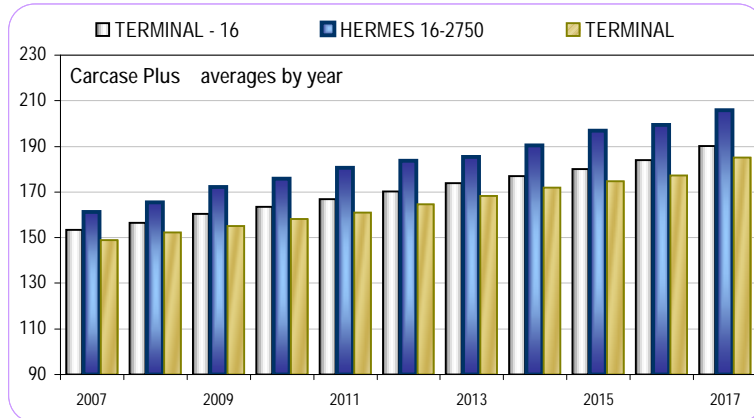
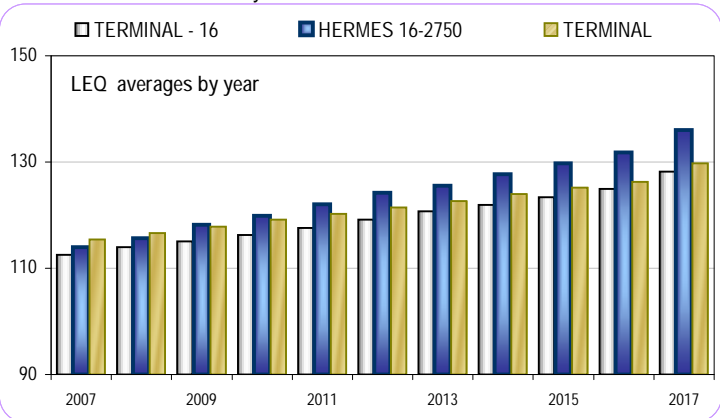
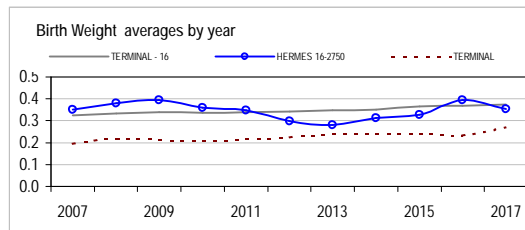


Analysis : **TERMINAL - 16**

Dated : **15 March 2018**



TERMINAL - 16								
	Bwt	Wwt	Pwwt	Pfat	Pemd	LEQ	Carcase+	Counts
2008	0.33	6.08	8.80	-0.81	0.72	113.9	156.4	48556
2009	0.34	6.45	9.37	-0.82	0.81	115.0	160.3	46918
2010	0.34	6.69	9.76	-0.82	0.91	116.3	163.5	47413
2011	0.34	6.97	10.23	-0.80	1.02	117.6	166.9	47874
2012	0.34	7.21	10.62	-0.79	1.14	119.1	170.1	47592
2013	0.35	7.50	11.12	-0.76	1.26	120.8	173.8	46024
2014	0.35	7.77	11.57	-0.73	1.36	122.0	177.0	46019
2015	0.37	8.02	11.94	-0.68	1.49	123.4	180.1	46752
2016	0.37	8.33	12.50	-0.65	1.60	124.9	184.0	46202
2017	0.38	8.74	13.22	-0.59	1.87	128.2	190.2	36095



HERMES 16-2750								
	Bwt	Wwt	Pwwt	Pfat	Pemd	LEQ	Carcase+	Counts
2008	0.38	7.14	9.97	-1.03	0.86	115.6	165.5	681
2009	0.39	7.37	10.50	-1.03	1.25	118.2	172.3	601
2010	0.36	7.49	10.89	-0.88	1.47	119.9	175.9	615
2011	0.35	7.84	11.60	-0.70	1.65	122.1	180.5	673
2012	0.30	7.90	11.92	-0.75	1.80	124.2	183.7	698
2013	0.28	7.82	11.87	-0.70	2.00	125.6	185.3	638
2014	0.31	8.29	12.60	-0.48	2.21	127.7	190.5	644
2015	0.33	9.07	13.85	-0.54	2.20	129.7	196.8	649
2016	0.40	9.74	14.76	-0.65	1.98	131.8	199.5	700
2017	0.36	9.65	14.81	-0.40	2.62	136.0	205.8	741

Reports are prepared using data supplied by breeders and/or accredited operators for the analysis. SheepGenetics cannot guarantee the accuracy of this data. ASBV's are designed to estimate genetic merit of animals from the data supplied. Reports are provided to assist breeders but no liability is accepted for the outcome resulting from the use of this information.

Linkage Summary	
HERMES 16-2750	
Weights	Yes
Carcase	Yes
WEC	No
Reproduction	No
Site Code	162750

18-March-2018

