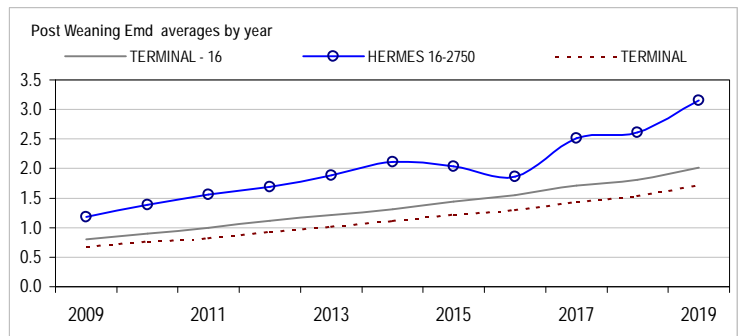
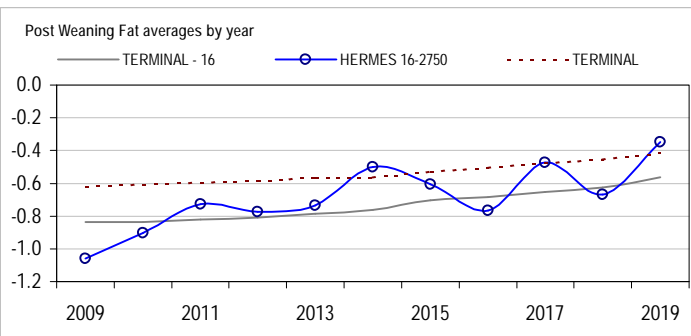
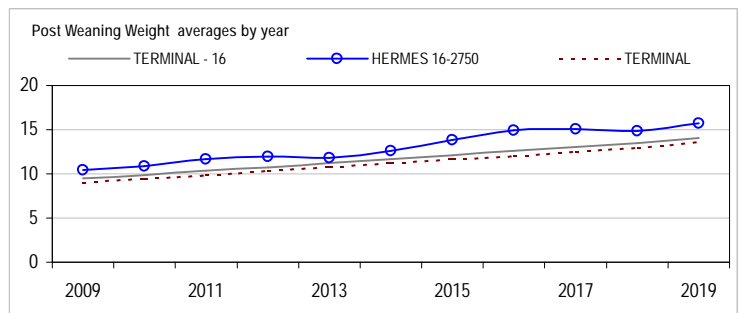
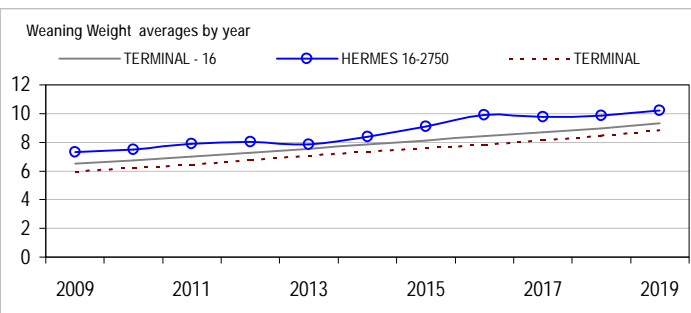
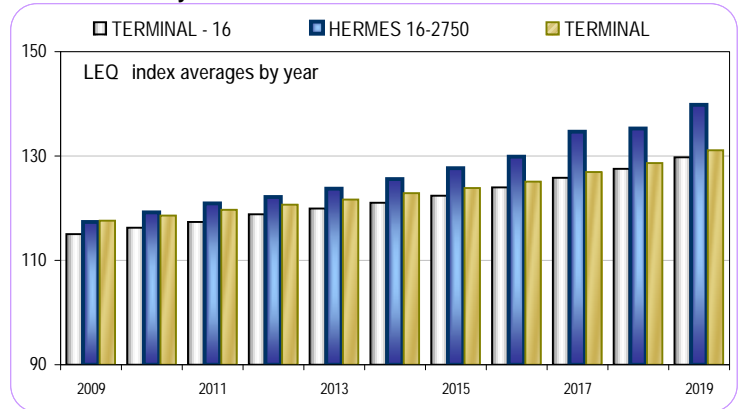
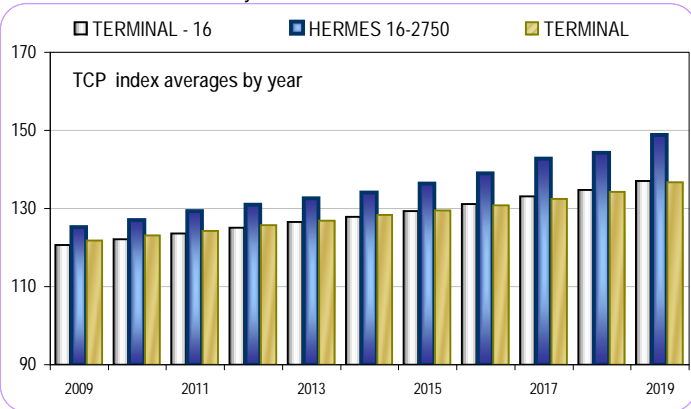
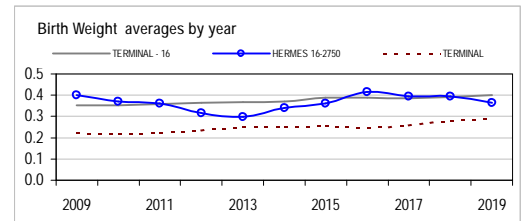


Analysis : **TERMINAL - 16**

Dated : **1 May 2020**



TERMINAL - 16								
	Bwt	Wwt	Pwwt	Pfat	Pemd	TCP	LEQ	Counts
2010	0.35	6.73	9.86	-0.84	0.90	122.1	116.2	47989
2011	0.36	7.01	10.33	-0.82	1.00	123.6	117.4	48472
2012	0.36	7.26	10.72	-0.81	1.12	125.1	118.8	48266
2013	0.37	7.54	11.20	-0.78	1.22	126.6	119.9	47287
2014	0.37	7.84	11.65	-0.76	1.31	127.9	121.1	47145
2015	0.39	8.12	12.07	-0.70	1.44	129.3	122.4	48000
2016	0.39	8.44	12.61	-0.68	1.55	131.1	124.0	47277
2017	0.39	8.71	13.08	-0.65	1.71	133.1	125.8	48590
2018	0.39	8.99	13.49	-0.62	1.81	134.8	127.5	45935
2019	0.40	9.34	14.08	-0.56	2.01	137.1	129.7	38227



HERMES 16-2750								
	Bwt	Wwt	Pwwt	Pfat	Pemd	TCP	LEQ	Counts
2010	0.37	7.50	10.89	-0.90	1.39	127.0	119.3	615
2011	0.36	7.91	11.63	-0.73	1.56	129.3	121.0	673
2012	0.32	8.01	11.95	-0.78	1.69	130.9	122.1	698
2013	0.30	7.86	11.85	-0.74	1.89	132.7	123.8	638
2014	0.34	8.38	12.63	-0.50	2.12	134.1	125.5	644
2015	0.36	9.09	13.83	-0.60	2.04	136.3	127.7	649
2016	0.42	9.90	14.91	-0.77	1.86	139.0	129.9	700
2017	0.40	9.79	15.07	-0.47	2.51	142.8	134.7	741
2018	0.39	9.86	14.88	-0.67	2.61	144.3	135.2	636
2019	0.36	10.22	15.70	-0.35	3.16	148.9	139.9	522

Reports are prepared using data supplied by breeders and/or accredited operators for the analysis. SheepGenetics cannot guarantee the accuracy of this data. ASBV's are designed to estimate genetic merit of animals from the data supplied. Reports are provided to assist breeders but no liability is accepted for the outcome resulting from the use of this information.

07-May-2020

Linkage Summary	
HERMES 16-2750	
Weights	Yes
Carcase	Yes
WEC	No
Reproduction	No
Site Code	162750

